


# FAN FILTER UNIT



**Verified Supplier**



**OEM Customization**



**Environment-friendly  
Material**



**Communicate Quickly**




**Rapid Delivery**



**Professional  
After-sales Service**

## HIGH PERFORMANCE AIR PURIFIER

High efficiency purification  
Safe and reliable





# PRODUCT PARAMETERS


## 规格参数

PRODUCT PARAMETER	
Frame Material	Aluminized Zinc Plate
Size	Section Size
Rated Air Volume	900~2200m <sup>3</sup> /s
Mean Wind Speed	0.45m/s±20%
Connection Mode	Power cable , Terminal post ,male female connector
Speed Control Gear	3 steps speed adjustable
Noise db	<60db

MODEL	KESD 575*575	KESD 1175*575	KESD 1175*1175
FFU Size(mm)	575*575*225	1175*575*225	1175*1175*225
Filter Screen Size	570*570*69	1170*570*69	1170*1170*69
Air Volume m <sup>3</sup> /h	500	1080	2200
Average Wind Speed	0.35~0.6m/s±20%	0.45m/s±20%	0.4~0.6m/s±20%
Noise Decibel	0.45m/s=45±3db	52~60db	0.45m/s=48±3db
Impeller	Plastic or aluminum leaves		
Speed Control	Stepless air volume adjustable		
Voltage-Current	AC Single 220V/50Hz		
Output Power	140W~240W		
Screen Efficiency	99.99%@0.3μm		
Body Material	304 sanding plate/304 mirror stainless steel steel/Powder painted steel plate		

**NOTE:** Any specifications of FFU air purification equipment can be customized according to customer requirements  
Application scenario: clean room ceiling, clean dust-free shed, clean table, clean clothes packaged air purifier

# PRODUCT DISPLAY




## 1. Air Inlet Safety Net

The box body is made of aluminized zinc plate, the whole is smooth , easy to clean, small vibration value, good stability.



## 2. Environmentally Friendly Aluminized Zinc Plate

Aluminized zinc plate Insulated handle, machine installation is quick and convenient, save time and effort.



## 3. Warning Sign : No Stepping

Extend service life



## 4. 3 Steps Speed Adjustable

Fan three-speed switch, easy to use and easy to operate



## 5. Pure Copper Wire Motor

The pure copper wire insulated motor has good heat resistance and long service life

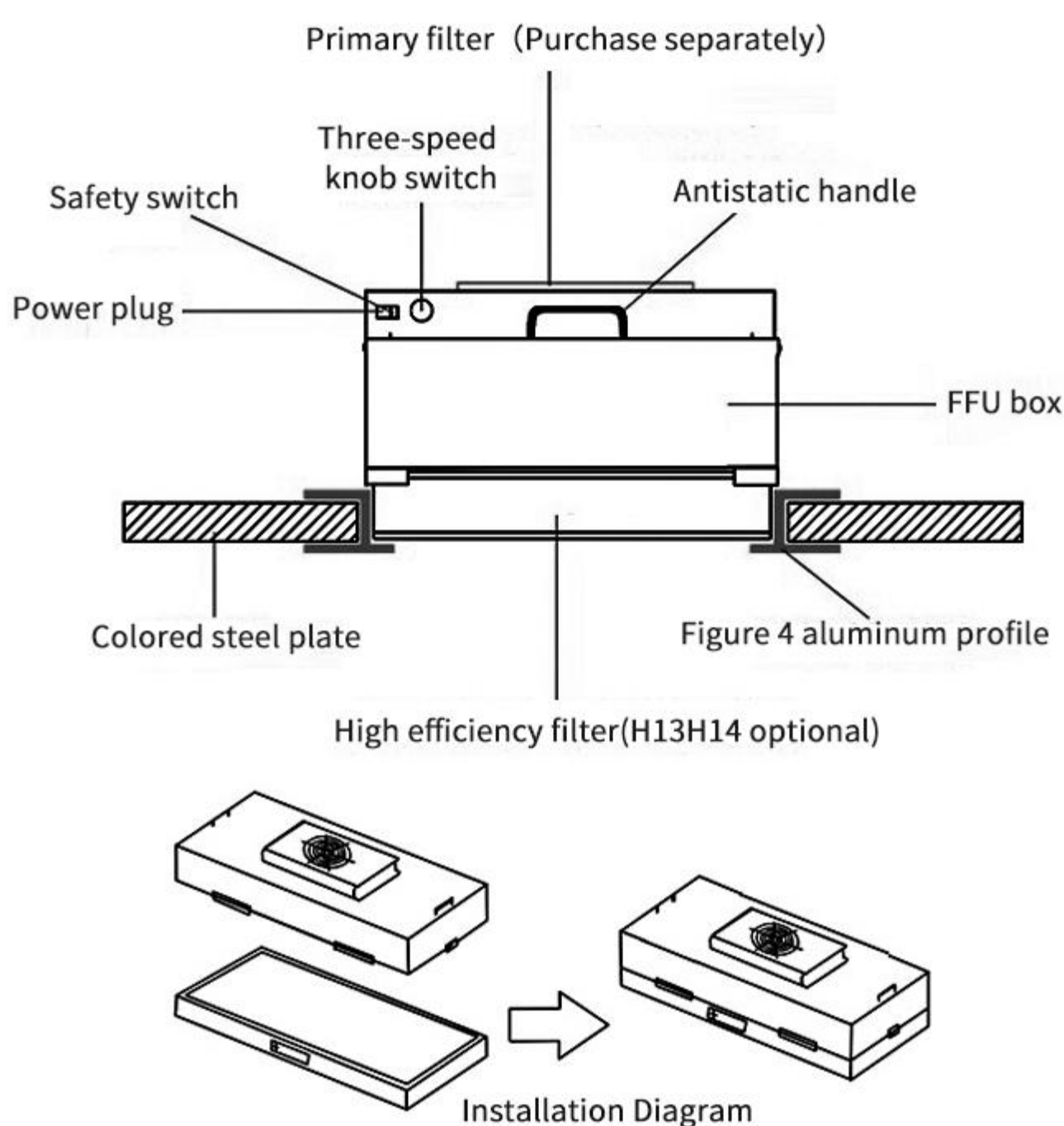




# PRODUCT APPLICATION

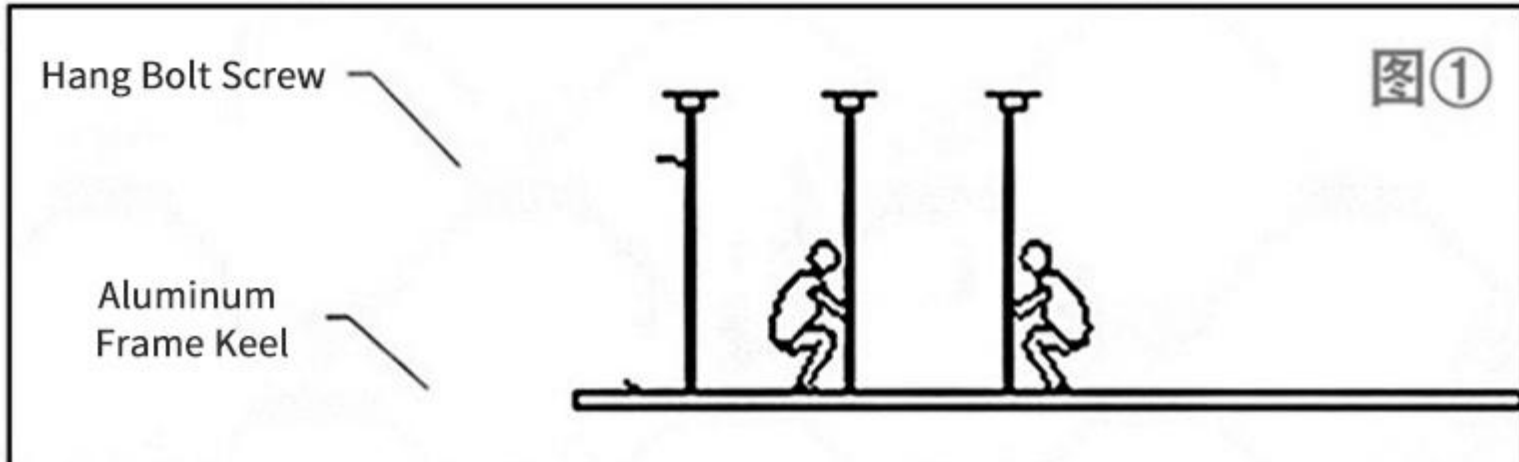


# INSTALLATION STEP



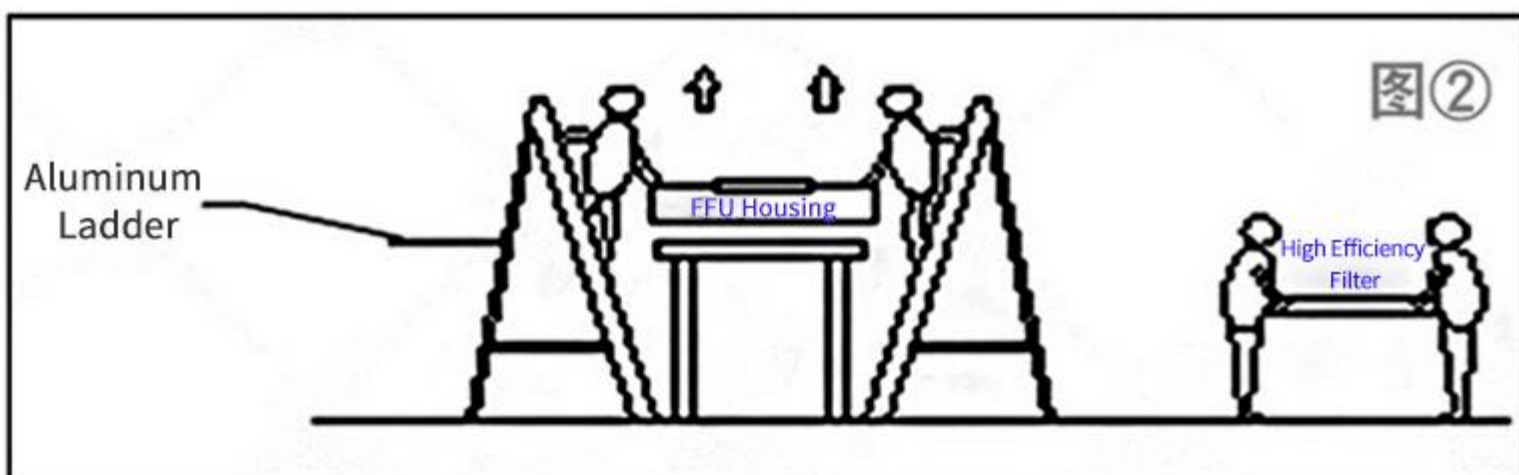
## Step.1

The two installation personnel on the ceiling are ready, Step on the keel, hand hold the bolt rod. Please watch out . as shown in Figure 1



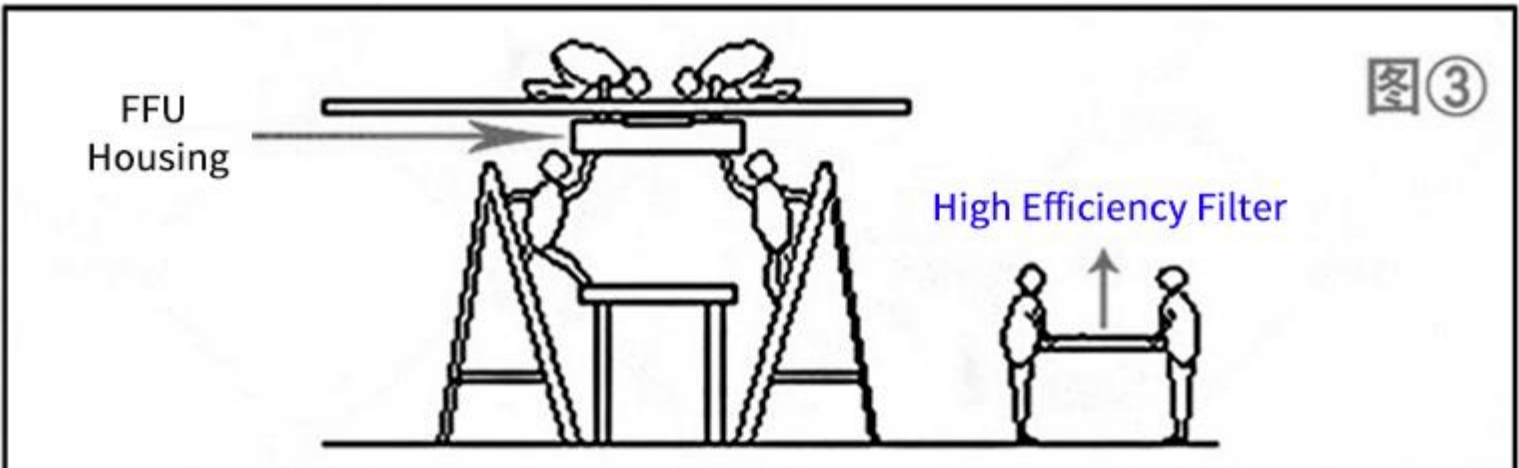
## 第二步

2 more persons need to place the FFU housing on the high table , and the high efficiency filter should be ready for installation . as shown in Figure 2



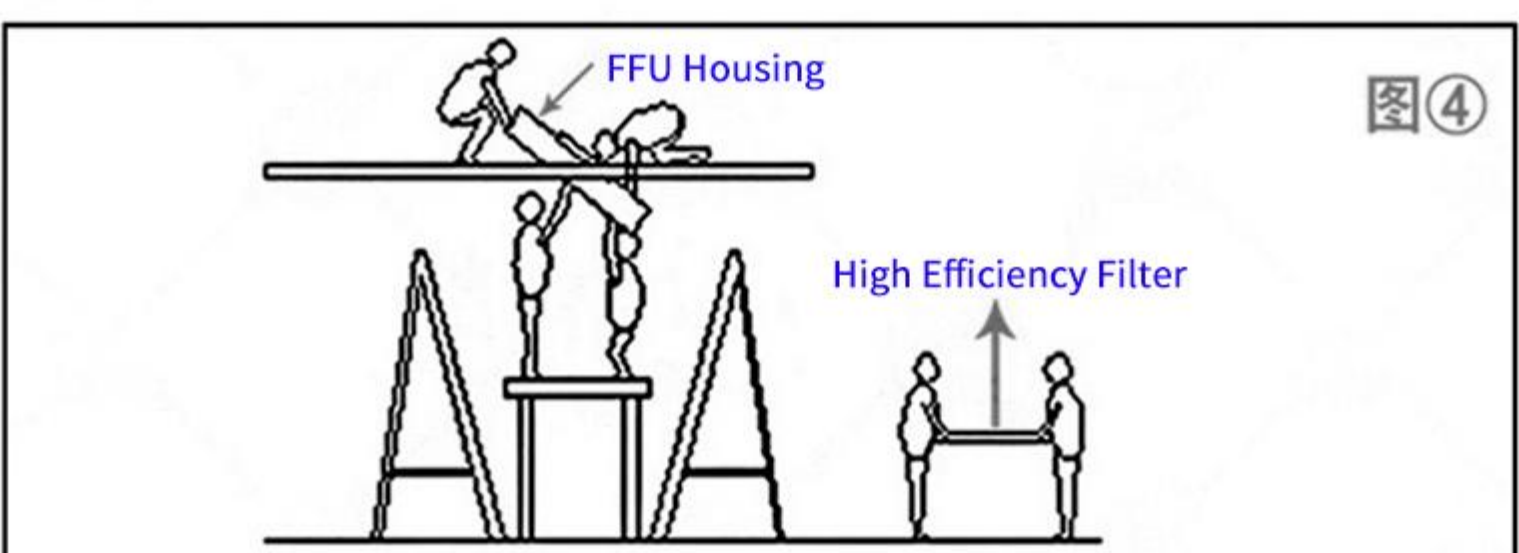
## 第三步

After all the personnel are ready, the clean room personnel will send the FFU housing to the ceiling, and the ceiling personnel will take care of it, as shown in Figure 3




## 第四步

The ffu box should be sent up at an Angle and fixed to complete the installation, as shown in Figure 4






# PRODUCT DISPLAY

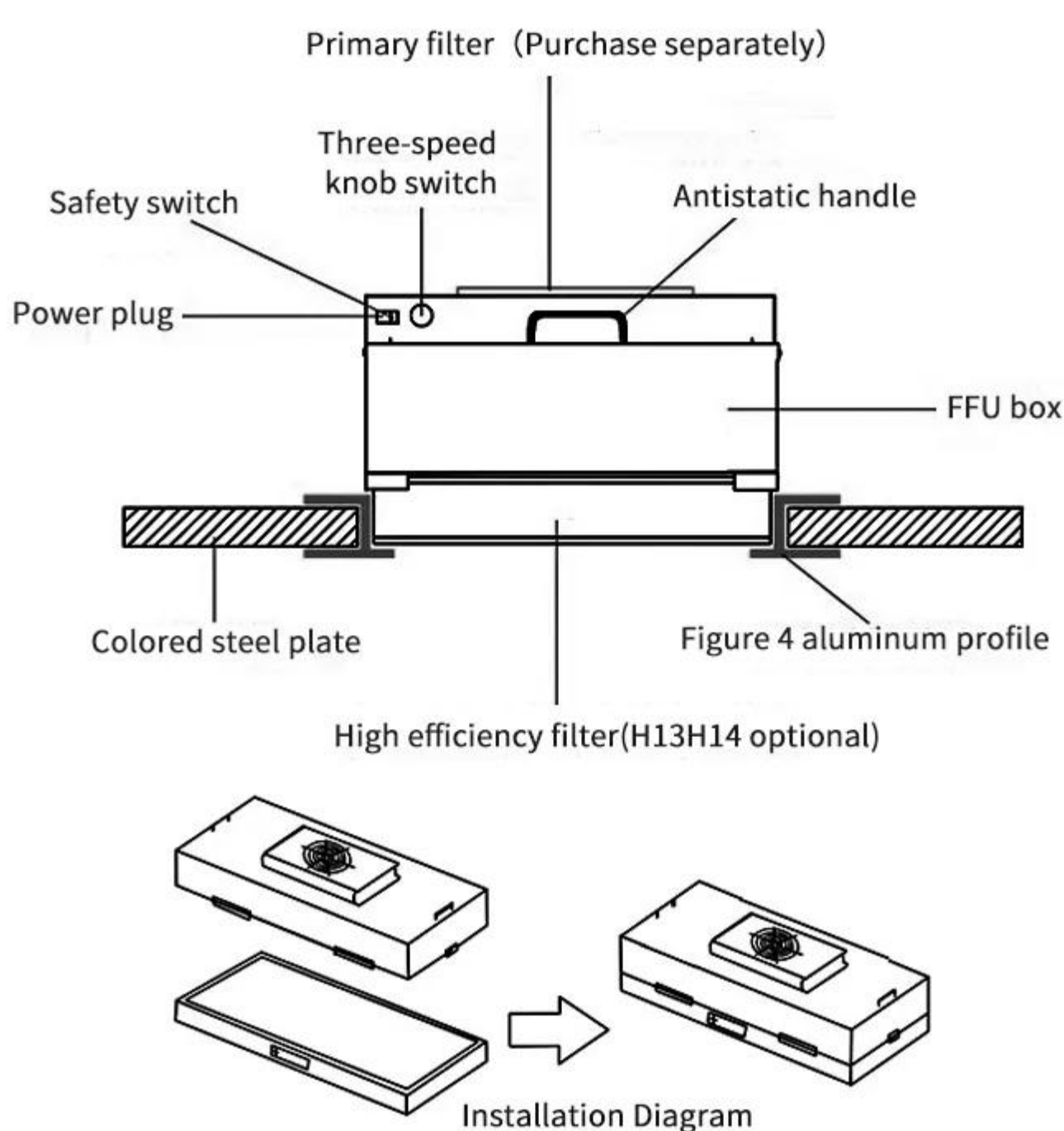




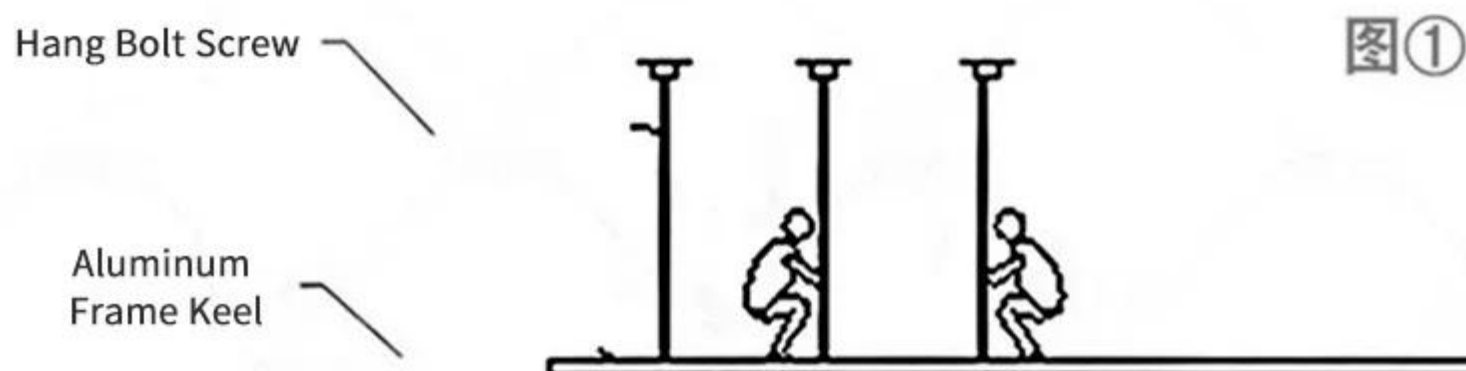
# PRODUCT APPLICATION



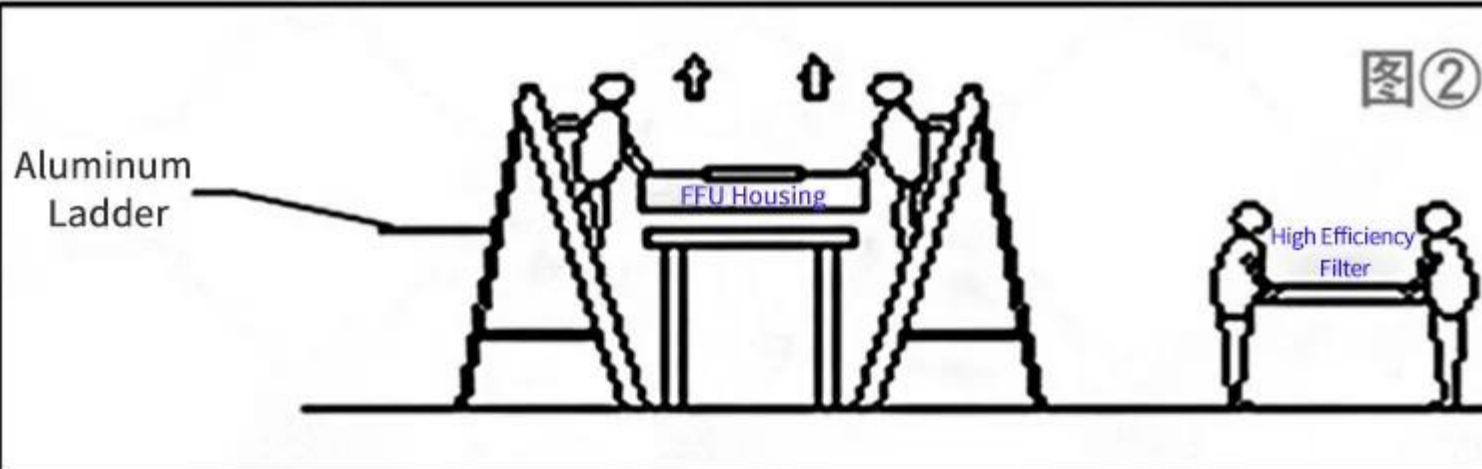
# INSTALLATION STEP



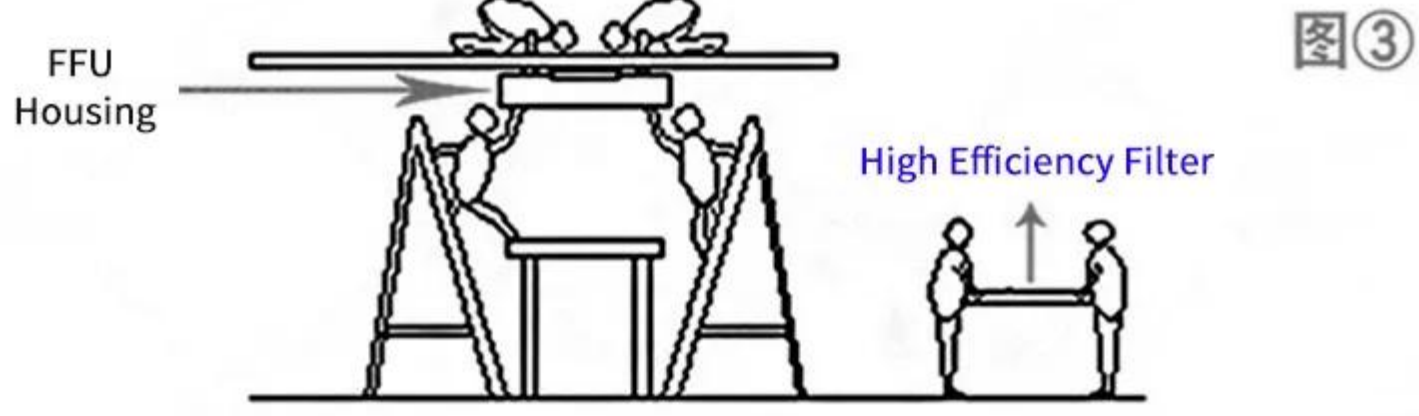
**Step 1** The two installation personnel on the ceiling are ready, Step on the keel, hand hold the bolt rod. Please watch out . as shown in Figure 1



**Step 2** 2 more persons need to place the FFU housing on the high table , and the high efficiency filter should be ready for installation . as shown in Figure 2



**Step 3** After all the personnel are ready, the clean room personnel will send the FFU housing to the ceiling, and the ceiling personnel will take care of it, as shown in Figure 3



**Step 4** The ffu box should be sent up at an Angle and fixed to complete the installation, as shown in Figure 4

